

# STONE VASOMULTI® ST001BI

CE EN 997:2015

# GLOBO



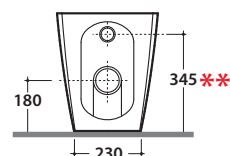
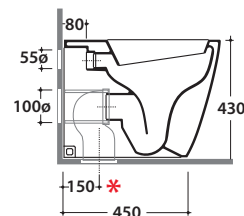
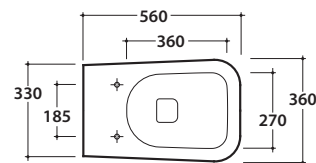
Effetto antibatterico su ceramica BATAFORM®  
Ceramic antibacterial effect BATAFORM®



Prodotto smaltato con CERASLIDE®  
Glazed product with CERASLIDE®



Scarico ottimizzato a 4/2,6 litri  
Drain 4/2,6 l



Cod. **ST001BI**

Vaso a terra 56.36 h43 cm. con carico e scarico regolabile MULTI. Installazione filo parete.

Scarico 4 / 2,6 Lt. Completo di FISSAGGIOGHOST®. Peso 26 Kg

Floor mounted Wc 56.36 h43 cm. with adjustable water inlet/outlet MULTI. Back to wall installation.

Drain 4 / 2,6 Lt. FISSAGGIOGHOST® fixing kit included. Weight 26 Kg



Copriwater con sistema di cerniere a sgancio rapido  
Seat-cover with hinge system to quick release



Trattamento antibatterico per sedili in versione bianco lucido  
Antibacterial treatment on toilet seats in shiny white

Cod. **ST019BI**

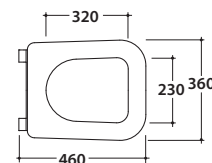
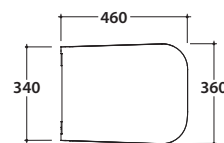
Coprivaso rimovibile in duroplast con chiusura tradizionale. Peso 3,5 Kg

Removable duroplast seat-cover with traditional closing system. Weight 3,5 Kg

Cod. **ST020BI**

Coprivaso rimovibile in duroplast con chiusura rallentata. Peso 3,5 Kg

Removable duroplast seat-cover with soft-closing system. Weight 3,5 Kg



Cod. **VA077 \***

Raccordo per scarico a pavimento regolabile da 6 a 11 cm. Peso 0,3Kg

Elbow pipe for floor drain. Adjustable 6/11 cm. Weight 0,3 Kg



Cod. **VA079 \***

Curva tecnica per lo scarico a pavimento regolabile da 12 a 15 cm. Peso 0,3Kg

Elbow pipe for floor drain. Adjustable 12/15 cm. Weight 0,3 Kg



Cod. **VA078 \***

Raccordo per scarico a pavimento regolabile da 16 a 20 cm. Peso 0,3Kg

Elbow pipe for floor drain. Adjustable 16 / 20 cm. Weight 0,3 Kg



Cod. **VA086 \*\***

Raccordo eccentrico per entrata acqua h 33 cm o h 36 cm. Peso 0,1Kg

Eccentric pipe for water inlet 33/36cm. Weight 0,1 Kg



Cod. **VA076**

Raccordo per scarico a parete cm. 35

Pipe for wall drain 35cm



Cod. **VA132**

Riduttore flusso di scarico.

Flow reductor.

